



Best Practices connecting PowerSchool to MiDataHub

Melissa Tront
Senior Integration Analyst
Michigan DataHub

melissa.tront@kresa.org

Support - www.miservicedesk.com



A little about me..

Hello everyone! My name is Melissa, and I've been working in education for 17 years. Over the past 13 years, I've gained extensive experience with PowerSchool, and I've been actively involved with the Michigan DataHub for over a decade, serving on its advisory board for 10 years. Currently, I'm working as a Senior Integration Analyst for the DataHub. When I'm not immersed in the world of education technology, I enjoy spending time with my husband Joe and our beloved Australian Shepherd, Fred. I'm excited to share my knowledge and experience with you today.



Agenda

Today, we'll be exploring the key steps and best practices for connecting PowerSchool to MiDataHub. Our discussion will cover the following topics:

- **Setting Up for the New School Year:** Essential preparations to ensure a smooth transition.
- **Mappings - The "Must Map" Items:** Understanding the critical data fields that need to be mapped for accurate data transfer.
- **How to "Push" Data to MiDataHub:** A step-by-step guide on exporting and transmitting data from PowerSchool to MiDataHub.
- **Sending Attendance, Grades, and Transcripts:** The process of scheduling and executing data transfers for these specific data types.
- **Verifying Your Data in MiDataHub:** The importance of reviewing and validating data accuracy in MiDataHub.
- **Identifying MiDataHub Issues vs. PowerSchool Issues and Getting Support:** Troubleshooting techniques and resources for resolving common problems.

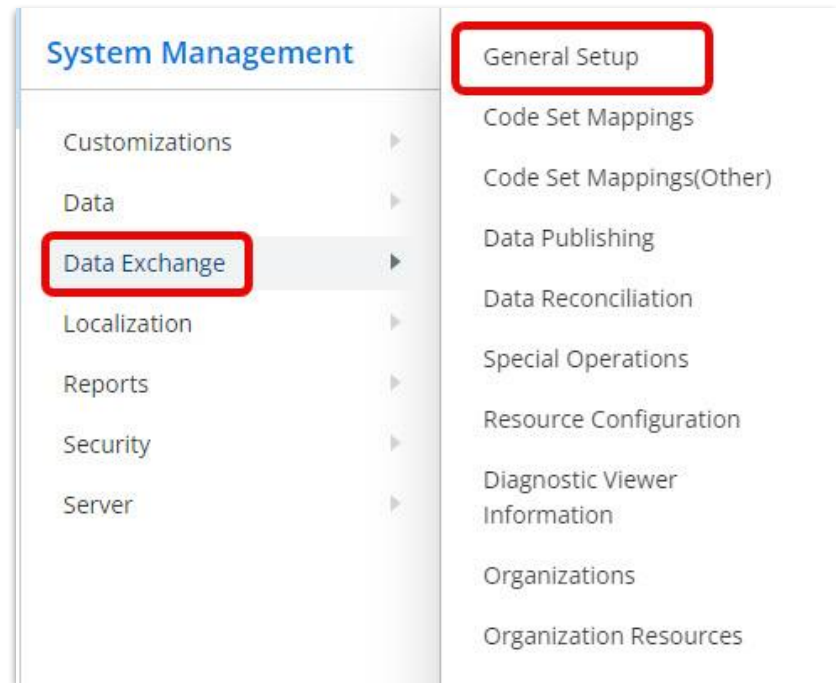
By the end of this presentation, you will have a clear understanding of how to effectively connect PowerSchool to MiDataHub and ensure accurate data transfer.





Setting up

- System Management - Data Exchange - General Setup
- Verify there is only 1 year checked
- Under “Configure” click Test Connection



| Communications Settings | Value |
|-------------------------|---|
| Data Exchange URL | https://api.rollmindschools.org/ |
| Authentication URL | https://api.rollmindschools.org/ |
| School Years | <input checked="" type="checkbox"/> 2024-25 <input type="checkbox"/> 2023-24 <input type="checkbox"/> 2022-23 <input type="checkbox"/> 2021-22 <input type="checkbox"/> 2020-21 <input type="checkbox"/> 2019-20 <input type="checkbox"/> 2018-19 |
| Service Options | <input checked="" type="checkbox"/> Data Changes <input checked="" type="checkbox"/> Download <input checked="" type="checkbox"/> Publish <input checked="" type="checkbox"/> Unique ID |



Download Descriptors

- Data and Reporting - Data Exchange
- Descriptors (State Codes) - Run Now
- Total Descriptors should be between 3000 and 3300
- Issues if descriptors are in the 1000's or 8000's

| Details | Download Data | Downloading | Errors | Data Exceptions | Downloaded | Last Activity | Run All | |
|---------|---------------------------|-------------|------------------------|-----------------|------------|---------------|-------------|-------------------------|
| | Descriptors (State Codes) | No | Review | 0 | 0 / 0 | 3148 | 36 days ago | Run Now |

Code Set Mappings

- System Management - Data Exchange - Code Set Mappings
- Look through each “Code Set” every year
- This year’s “gotcha” - Staff Classifications and Deprecated Values

Code Set Mappings ☆

From the table below, expand the arrows on the left to see the individual schools. Then for a given P

Profile: MI DataHub Code Set: Attendance Event Categories

Description: Categories of the attenda Attendance Event Categories

Fill all blank fields displayed below

| PowerSchool Code | | |
|------------------|----|----------------------|
| A | Al | |
| A | Al | School |
| AM | Al | hool |
| CE | Pi | on Jr/Sr High School |

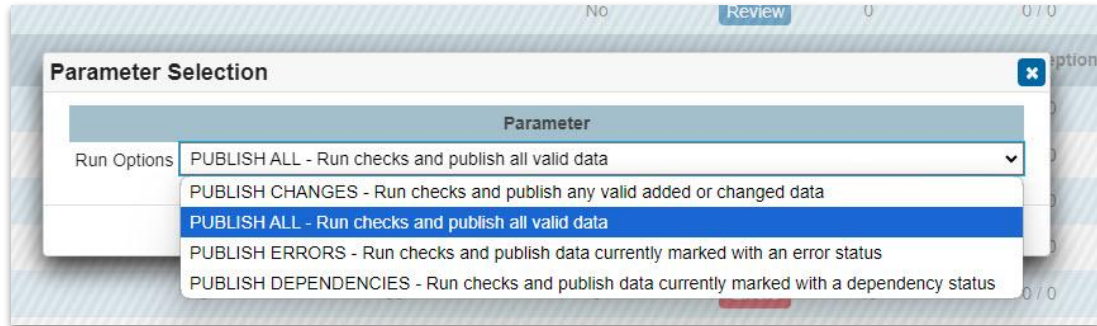

Namespace: ed-fi.org (StaffClassificationDescriptor)

- All Other Support Staff
- Assistant Principal - DEPRECATED: Assistant Principal
- Assistant Superintendent - DEPRECATED: Assistant Superintendent
- Counselor - DEPRECATED: Counselor
- Instructional Aide - DEPRECATED: Instructional Aide
- Instructional Coordinator - DEPRECATED: Instructional Coordinator**
- LEA Specialist - DEPRECATED: LEA Specialist
- LEA System Administrator - DEPRECATED: LEA System Administrator
- Operational Support - DEPRECATED: Operational Support
- Other - DEPRECATED: Other
- Principal - DEPRECATED: Principal
- School Leader - DEPRECATED: School Leader
- School Specialist - DEPRECATED: School Specialist
- State Administrator - DEPRECATED: State Administrator
- Substitute Teacher - DEPRECATED: Substitute Teacher
- Superintendent - DEPRECATED: Superintendent
- Support Services Staff - DEPRECATED: Support Services Staff
- Teacher - DEPRECATED: Teacher

Pushing Data - Run All or Run

NOW

- When to use Run All vs Run
- You always start with “Publish All”
- Clear up any Dependencies or Errors before moving to next section
- Common reasons for errors
- When do you contact PS support??



Sending On Demand Data

| Details | On Demand Data | Processing | Dependencies | Publishing | Errors | Data Exceptions | Published | Last Published | Run All | |
|---------|---------------------|------------|--------------|------------|------------------------|-----------------|-----------|----------------|---------|--------------------------|
| ▼ | Attendance | 0 | 0 | 0 | Review | 0 | 0 / 0 | 0 | - | Schedule |
| ▼ | Student Grades | 0 | 0 | 0 | Review | 0 | 0 / 0 | 0 | - | Schedule |
| ▼ | Student Transcripts | 0 | 0 | 0 | Review | 0 | 0 / 0 | 0 | - | Schedule |

- On Demand Data needs to be Published once and then Scheduled
- You can now do “Run All” here
- Best to “Run All” and “Publish All” as soon as possible at the start of the year

Scheduling On Demand

- Recommendations for Scheduling
 - Choose “Publish Changes”
 - Attendance - Schedule Daily
 - Student Grades - Schedule Daily
 - Student Transcripts - Schedule Monthly

| Report Information | |
|--|--|
| Description | Publish student daily and section attendance. |
| Version | 1.0 |
| Output File Name | EDFI_MI_3_ATTENDANCE |
| Category | Michigan Ed-FI Reporting |
| Published Date | 09/18/2024 11:30 PM |
| Teacher Safe | No |
| Comments | Select a publishing option from the drop-down below. |
| Report Parameters | |
| (Check checkbox on the right to save as default value) | |
| Data Publishing Option* | <input checked="" type="checkbox"/> PUBLISH CHANGES - Run checks and publish any valid added or changed data |

Scheduling

Please select when to run

Run Now Schedule

Please select schedule settings

Start Date Start Time

Run Once

Repeat Daily Weekly Monthly Yearly

Helpful Link and Question Break

Powerschool New Year configuration

Webinar:

https://powerschool.zoom.us/rec/share/7_SVmkG5C2P1j0lvRhhvnQK-uB_MHqTpDCMrQ7FA65P20o_iBAGj5W1wlitzQGM.RlqEYwcotNwg8QdJ

Passcode: e?Cpia3*



Now that your PowerSchool data is
seamlessly flowing into
MiDataHub, it's time to explore the
exciting possibilities within “The
Hub”



Data Quality Reports: The Inside Scoop

District Reports

Cockpit Usage

Outbound Integration Reports

Data Hub Performance

Data Quality

- [At-A-Glance](#) ⓘ
- [EEM Entity Mapping](#) ⓘ
- [MiDX Population](#) ⓘ
- [Role Validation](#) ⓘ



Data Quality Reports: At A Glance



1 of 2



100%



Find | Next



At-A-Glance Report for 2024 Training District

Date Range: 7/1/2023 to 6/30/2024

Report Execution: 3/28/2024 12:22:37 PM

Total pages: 2

| Education Organization Id | State Identification Code | Student Count | Parent Count | Course Count |
|---------------------------|---------------------------|---------------------|---------------------|--------------|
| 900048 | 900048 | 469 | 756 | 852 |

| Program Name | Total Students |
|------------------------------------|---------------------|
| Special Education | 53 |
| Supplemental Nutrition Eligibility | 254 |
| Title I Part A | 60 |

| Food Services Eligibility | Total Students |
|---|---------------------|
| Student is eligible for free-meal/milk program for current school year. | 229 |
| Student is eligible for reduced-price meal program for current school year. | 25 |

| Racial/ethnic breakdown | Total Students | Hispanic/Latino |
|---------------------------------|---------------------|-------------------|
| American Indian - Alaska Native | 4 | 0 |
| Asian | 4 | 0 |
| Black - African American | 16 | 0 |
| Other | 28 | 0 |
| White | 421 | 0 |

| Program Participation | Total Students |
|---------------------------------------|---------------------|
| 3060-Section 31a At Risk | 409 |
| 3500-Early/Middle College Participant | 7 |

Reports : Custom Exports

- Manage Custom Exports
- Select Query Tag
- Create Export Set
- Choose your School Year
- Select an Export to Execute

Features :

They are quick “dashboards” that help identify issues in your data. Two of my favorites:

- Benchmark Assessment Legislation
- MiDataHub Data Quality



Where's the issue

- Start with PowerSchool
 - Are all the dependencies and errors cleared up?
 - If you need help with errors or dependencies - Contact PowerSchool Support
- All data has been transferred
 - Role Validation Report is wrong
 - Check your Code Set Mappings - Staff Classification
 - Special Group Counts wrong on At A Glance
 - Make sure students are marked correctly in PS

When things look good in PowerSchool, then it's time to call in the MiDataHub Team

www.miservicedesk.com



Helpful Resources

- Sign up for [MiDataHub Newsletter](#)
- [Training Page](#) on MiDataHub Website
- Join the [PowerSchool Basecamp](#)
 - If you can't access, please put in a support ticket
- [Support](#) - Click MiDataHub Icon
- Back to School [Webinar](#)
- [Checklist](#) for Back to School
- Watch for PowerSchool State Reporting Updates and keep your servers up to date



MICHIGAN
DataHub