



**MICHIGAN**  
**DataHub**

---

Back-to-School 2025-26 Webinar

# Today's Agenda

*This session is being recorded and  
will be posted on MiDataHub.org*



## Back-to-school 2025-2026 Checklist

District Name: \_\_\_\_\_

### Student Information Systems Related

- ☐ SIS Rollover Date set of \_\_\_\_\_
- ☐ SIS Back-to-School Resources Located
- ☐ Signed up for the monthly status calls (sign up via MiServiceDesk.com ticket)
- ☐ SIS is mapped and configured to publish to the 2025-2026 School year ODS in MiDataHub

### Michigan DataHub Cockpit Related

- ☐ [Michigan DataHub Cockpit: Getting Started Guide](#)
- ☐ Agreements are signed and current
- ☐ Cockpit year is set to 2025-2026
- ☐ Review authorizations (users), remove old users, add new
  - ☐ Add / Update DataHub Support Specialist Role
  - ☐ Ensure Superintendent is correct. If changes are required please contact [www.miservicedesk.com](http://www.miservicedesk.com)
- ☐ Review each integration to make sure it's still in use and configured for the school year
- ☐ Review EEM and SOM assessment importer configurations
- ☐ Edit each OneRoster integration to point to the 2025-2026 School year
- ☐ Review data quality reports
  - ☐ At-a-Glance
  - ☐ EEM
  - ☐ Role Validation
- ☐ For those districts running programs using MiDX, "Update and Sync" the MiDX Control Panel
- ☐ Set a reminder on your calendar for when your MiDataHub Single Sign On certificate will expire

### For 23G Participating Districts

- ☐ Cohorts need to be published for 2025-2026 before end of 2025-2026 school year
- ☐ Establish integration with High Impact Tutoring vendors as necessary
- ☐ Run the Feature for 23g if you will be reporting data for the 2025-26 school year to verify all your data has been received

### For Benchmark Assessment Districts

- ☐ Keep an eye out regarding communication for 2025-2026 school year reporting
- ☐ Run the Feature for Benchmark Assessments to verify all your data has been received

### Reminders

- ☐ Place a ticket with [MiServiceDesk.com](http://MiServiceDesk.com) to join the monthly SIS status calls.
- ☐ [Sign up for the newsletter](#)
- ☐ Sign up to attend the MiDataHub Webinar Series (link to be added in future)

# Student Information Systems

# Student Information Systems - 25-26 onboarding webinars

- **Powerschool** - *August 21st, 11-1130*
- **Skyward** - *August 13th - recorded and available through Skyward*
- **Infinite Campus** - *reference the [Michigan Ed-Fi Configuration Guide](#)*
- **MiStarQ** - *October 21, 2025 - same time frame as last year*
- **Edupoint Synergy** - *8/22, 8/25, 8/26 and 8/28. More information will be available in the Edupoint Monthly Webinar.*

# Student Information Systems - Status Calls

The following meetings are open meetings for you to join. If interested, please request to participate by placing a ticket at [www.miservicedesk.com](http://www.miservicedesk.com).

- **Edupoint Synergy** – 2:00 p.m. - 2:30 p.m. second Tuesday each month
- **Infinite Campus** - 1:00 p.m. - 1:30 p.m. first Wednesday of month
- **MISTAR-Q** – 9:30 a.m. - 10:00 a.m. second Monday each month
- **PowerSchool SIS** - 10:30 a.m. - 11:00 a.m. second Tuesday of month
- **Skyward** - 3:00 p.m. - 3:30 p.m. second Tuesday of month

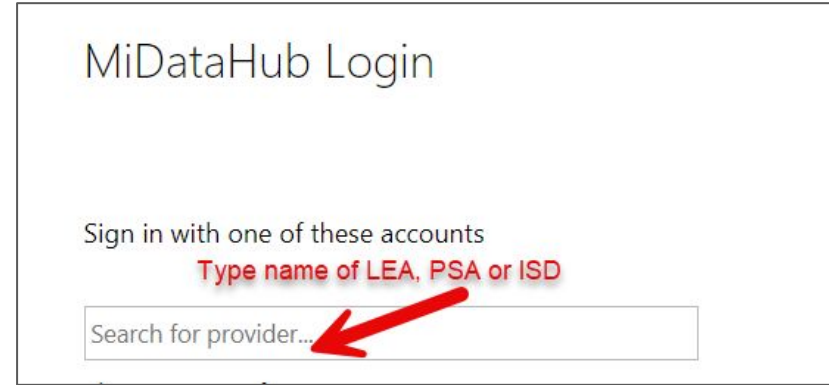
# Student Information Systems - Links to Product Catalog



# DataHub Cockpit

# Accessing the Cockpit

- Go to [www.midatahub.org](http://www.midatahub.org)
- Click “Login | MiLaunchPad”
- Type in name of your LEA, PSA or ISD
  - Single Sign On will then be used to log you into MiLaunchPad
  - If your district does not appear, SSO may not have been configured or certificate has expired
- Once on the MiLaunchPad
  - Click MiDataHub Cockpit
  - Other applications you have access to will also appear
  - Additional Sites
    - These are static sites that don’t use SSO to log you into the system
    - They will take you directly to the applications website



MiDataHub Login

Sign in with one of these accounts

Type name of LEA, PSA or ISD

Search for provider...



# Agreements

- Did you get a white pop up box when you went to your cockpit?
- Your superintendent or proxy needs to sign the Data Hub Waiver and/or New Agreement
- Upper left click “Agreement” then “View Agreement

Agreement Title	Version	eSignature Status	Date Signed	Date Expires	eSigner	Action
Data Hosting Agreement	5	Accepted	6/1/2021 12:15:11 PM			<a href="#">View Agreement</a>
Read by Grade 3 Opt-In Agreement	1	Accepted	6/26/2021 10:53:21 AM			<a href="#">View Agreement</a>
MICIP Opt-In Agreement	1	Accepted	6/26/2021 10:53:08 AM			<a href="#">View Agreement</a>
Data Hosting Agreement Waiver	1	Pending				<a href="#">View Agreement</a>

Refresh Page and sign New Agreement

Prerequisite

Sign here first

# MiDataHub Cockpit - Current School Year

## Current Year

- Current School Year affects reports and data being pulled in some downline systems
- Confirm at the beginning of each school year
- “Empty” implies data has not published to MiDataHub from the Student Information System

Agreements ▾ Inventory ▾ Reports ▾ Utilities ▾ MiLearn ▾ Features ▾

Manage District: Training Site for 2025

Region:	Michigan Data Hub	ISD/Intermediate District Code:	Anonymized Districts
District:	Training Site for 2025, Id: 1051, Code: 900059	District Type:	LEA
Address:	, ,	URL:	
Current School Year:	2025-2026 (empty) ▾	Integration Server:	HUB-WORKER305
District Status:	Select		
SFTP Password:	2025-2026 (empty)		
	2024-2025 (populated)		

Show District Folder

Submit Cancel

# Authorizations: Who has access to MiDataHub

[Agreements](#) [Inventory](#) [Reports](#) [Utilities](#) [MILearn](#) [Features](#)

Manage District: Training Site for 2025

Region: Michigan Data Hub

District: Training Site for 2025, Id: 1051, Code: 900059

Address: ..

Current School Year: 2025-2026 (empty) ▼

District Status: Active ▼

SFTP Password: .....

Show

[District Folder](#)

ISD/Intermediate District Code: Anonymized Districts

District Type: LEA

URL:

Integration Server: HUB-WORKER305

Submit

Cancel

Manage Authorizations

[New Authorization](#)

Name	Email	Authorizations	Actions
Kevin Bullard	kevin.bullard@kresa.org	Technical Contact District Superintendent	<a href="#">Edit</a> <a href="#">Delete</a>
Melissa Tront	melissa.tront@kresa.org	Technical Contact District Superintendent	<a href="#">Edit</a> <a href="#">Delete</a>
Laura Cab	lcaballero@michit.org	Technical Contact District Superintendent Proxy Data Hub Support Specialist	<a href="#">Edit</a> <a href="#">Delete</a>
Diane Talo	dtalo@gomaisa.org	Actionable Data Support	<a href="#">Edit</a> <a href="#">Delete</a>
Windee Wagner	vwagner@michit.org	Technical Contact	<a href="#">Edit</a> <a href="#">Delete</a>
Kevin Mich	kbullard@michit.org	Technical Contact District MMTSS Contact	<a href="#">Edit</a> <a href="#">Delete</a>
Mel Tront	mtront@michit.org	Technical Contact	<a href="#">Edit</a> <a href="#">Delete</a>
Lissa Tront	melissa.tront@midatahub.org	Technical Contact	<a href="#">Edit</a> <a href="#">Delete</a>

- Review
- Update
- Delete

# DataHub Integrations

# Ed-Fi Integrations

**Verify each integration is still being used or add new ones as needed**


- **Inbound Integrations**
  - Data that is coming in from other systems, not via an API
  - Most Benchmark data comes in this way
- **Outbound Integrations**
  - Data is moving from your ODS to another system
  - This is for systems like MiLearn and State Assessment Data
- **API Integrations**
  - How the majority of data moves in or out of the ODS
  - This is how most SIS systems integrate with the ODS
- **To Remove Integration**
  - Click name of integration
  - Change “Status” to INACTIVE
- **To Add Integration**
  - Search for system in [Product Catalog](#)

# EEM Integration

API Integrations  
(show all)

- Food Service: Meal Magic 1
- Assessment System: Kindergarten Readiness Assessment (KRA) 1
- Assessment System: i-Ready 1
- Student Information System: PowerSchool 1
- Data Warehouse: Eidex Insights 1
- Career Planning: Career Cruising 1
- State-Sourced System: Assessment Importer 1
- Data Warehouse: EVAAS 1
- State-Sourced System: EEM 1**
- Educational Analytics: Edlusion 1
- Educational Application: STEMscopes Math/Science 1
- Educational Analytics: Read by Grade 3 Research 1
- Educational Analytics: Return to Learn Aggregation 1
- Behavior Tracking System: BHWorks 1
- Educational Analytics: Resonant Education 1
- Educational Analytics: Extended Benchmark Studies 1
- Add Integration

Integration used by a local district to ensure the schools publishing over from the district's Student Information System, match what the EEM has stored and provided to MiDataHub. Tools like MiCiP, MiRead, MSDS, MISstrategy Bank, all rely on the accuracy of this data.



Staging Environment > Anonymized Districts > MSDS Testing > Add Integration

Hello [Name] Log off

Add API Integration

System Type: State-Sourced System

Vendor: State of Michigan

System: EEM - v1

Profile: EEM

Permit Access to OneRoster API: ☐

Allow UIC Auto Creation: ☐

Allow Portable Record Retrieval: ☐

Submit Cancel

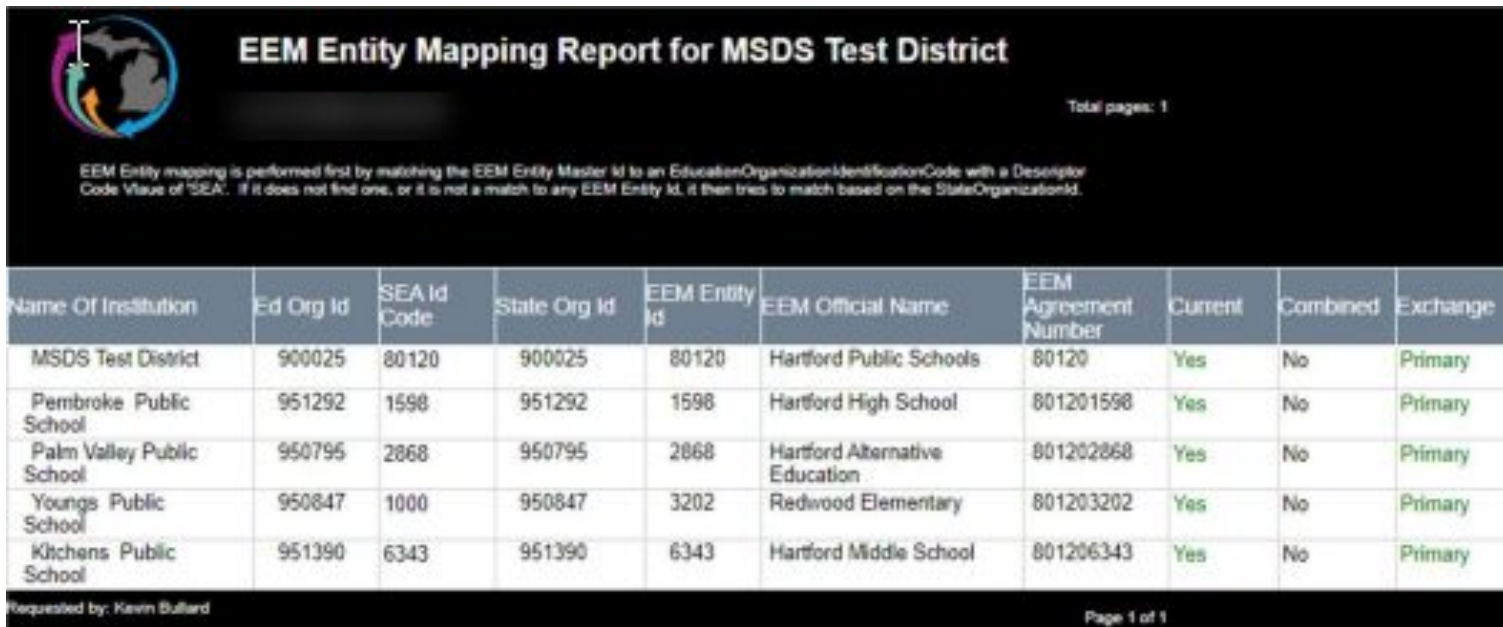
2019.24.7

© 2019 - Michigan Department of Education

# EEM Verification Report

The EEM Entity Mapping report is used by a local district to ensure the schools publishing over from the district's Student Information System, match what the EEM has stored and provided to MiDataHub.

MiDataHub Cockpit - Reports>View District Reports> Data Quality Report> EEM Entity Mapping Report



The screenshot shows a report titled "EEM Entity Mapping Report for MSDS Test District". It includes a logo on the top left and a "Total pages: 1" indicator on the top right. A descriptive paragraph explains the mapping process: "EEM Entity mapping is performed first by matching the EEM Entity Master Id to an EducationOrganizationIdentificationCode with a Descriptor Code Value of 'SEA'. If it does not find one, or it is not a match to any EEM Entity Id, it then tries to match based on the StateOrganizationId." Below this is a table with 10 columns: Name Of Institution, Ed Org Id, SEA Id Code, State Org Id, EEM Entity Id, EEM Official Name, EEM Agreement Number, Current, Combined, and Exchange. The table lists five institutions: MSDS Test District, Pembroke Public School, Palm Valley Public School, Youngs Public School, and Kitchens Public School, each with corresponding IDs and a "Primary" exchange status. At the bottom, it says "Requested by: Kevin Bullard" and "Page 1 of 1".


Name Of Institution	Ed Org Id	SEA Id Code	State Org Id	EEM Entity Id	EEM Official Name	EEM Agreement Number	Current	Combined	Exchange
MSDS Test District	900025	80120	900025	80120	Hartford Public Schools	80120	Yes	No	Primary
Pembroke Public School	951292	1598	951292	1598	Hartford High School	801201598	Yes	No	Primary
Palm Valley Public School	950795	2868	950795	2868	Hartford Alternative Education	801202868	Yes	No	Primary
Youngs Public School	950847	1000	950847	3202	Redwood Elementary	801203202	Yes	No	Primary
Kitchens Public School	951390	6343	951390	6343	Hartford Middle School	801206343	Yes	No	Primary

# State of Michigan Assessment (SOM) Integration

Transfers state assessment data including M-STEP, WIDA Access, WIDA Alternate Access, as well as PSAT and SAT to your MiDataHub environment

Benefits Include:

- Data available for integrating in downstream systems (Munetrix, SIS systems, etc.)
- Districts get data for the students they have rather than the students tested.
- Real time (weekly) reporting on student assessment results.
- Data for previous 3 test cycles is included
- Data available for authorized users to download using the Flex Reports (Custom Exports)





# SOM Integration - *confirm integration is configured*

1. Log into Michigan DataHub
2. Scroll down to the bottom right corner of your district's page to verify integrations per the screenshot below (click show all):
  - **Outbound Integrations:** State-Sourced System: Assessment Importer 1: Request Assessment for Students without Assessments (current)
  - **API Integrations:** State-Sourced System: Assessment Importer 1
3. If the State Assessment integration is not listed in these sections (or only one of them), please submit a [support request](#).

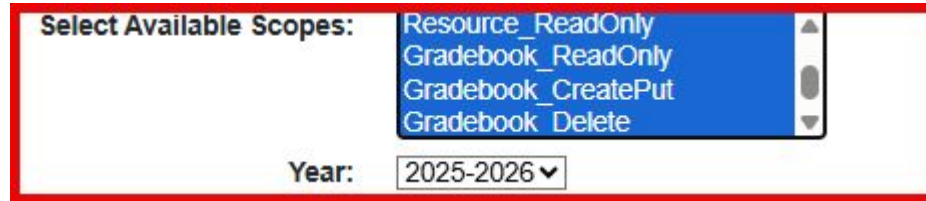
Inbound Integrations (show all)	Outbound Integrations (show all)	API Integrations (show all)
<ul style="list-style-type: none"><li>Assessment System: Measures for Academic Progress [MAP] Distributed 2 (current)</li><li>Add Integration</li></ul>	<ul style="list-style-type: none"><li>State-Sourced System: Assessment Importer 1: Request Assessment for Students without Assessments (current)</li><li>Add Integration</li></ul>	<ul style="list-style-type: none"><li>Student Information System: PowerSchool 1</li><li>State-Sourced System: Assessment Importer 1</li><li>Educational Analytics: Benchmark Assessment Legislation 1</li><li>Educational Analytics: Extended Benchmark Studies 1</li><li>Data Warehouse: Grouptrail 1</li><li>Educational Analytics: 23g Evaluation 1</li><li>Add Integration</li></ul>

**Current Available Assessments:** M STEP, PSAT, SAT, WIDA

# OneRoster 1.1 Scopes

For the 2025-26 school year, SCOPES will be **enforced** based on the official OneRoster 1.1 Specification.

- Vendors must now supply the scope that they are intending to use, if unknown select all.
- You will need to update the Year to the current school year



Select Available Scopes:

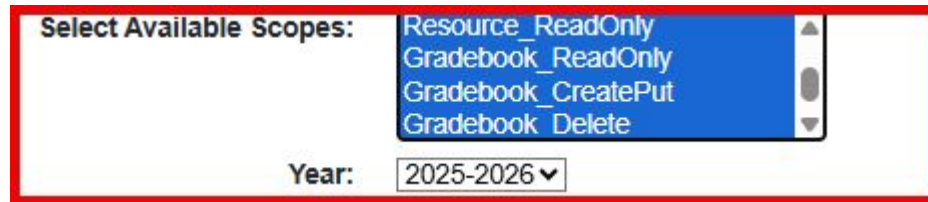
- Resource\_ReadOnly
- Gradebook\_ReadOnly
- Gradebook\_CreatePut
- Gradebook\_Delete

Year: 2025-2026 ▼

# OneRoster 1.1 Scopes

To select scopes:

1. Select the OneRoster API integration
2. Select the scope/scopes you are allowing the vendor to use(hold ctrl key for more than 1)
3. Make sure the current school year is selected
4. Click Submit



Select Available Scopes:

- Resource\_ReadOnly
- Gradebook\_ReadOnly
- Gradebook\_CreatePut
- Gradebook\_Delete

Year: 2025-2026 ▼

# OneRoster 1.1 Scopes

A scope is a set of pre-defined data available to either read, put, or delete.

- **roster-core.readonly** - enable access to the getAcademicSession, getClass, getCourse, getEnrollment, getGradingPeriod, getOrg, getSchool, getStudent, getTeacher, getUser, getAllAcademicSessions, getAllClasses, getAllCourses, getAllEnrollments, getAllGradingPeriods, getAllOrgs, getAllSchools, getAllStudents, getAllTeachers and getAllUsers rostering endpoints;
- **roster.readonly** - enable access to ALL of the rostering endpoints EXCEPT getDemographic and getDemographics;
- **roster-demographics.readonly** - enable access to the getDemographics and getAllDemographics rostering endpoints;
- **resource.readonly** - enable access to the getResource, getAllResources, ghetResourcesForClass and getResourcesForCourse resources endpoints;
- **gradebook.readonly** - enable access to the getCategory, getAllCategories, getLineItem, getAllLineItems, getResult, getAllResults, getLineItemsForClass, getResultsForClass, getResultsForLineItemForClass and getResultsForStudentForClass gradebook endpoints;
- **gradebook.createput** - enable access to the putCategory, putLineItem and putResult gradebook endpoints;
- **gradebook.delete** - enable access to the deleteCategory, deleteLineItem and deleteResult gradebook endpoints.

# Data Quality Checks

- Verify Accurate Data is flowing between SIS and MiDataHub
- Reports - View District Reports - Data Quality
- Recommended reports to run
  - At-A-Glance Report
  - Role Validation

# Configuring MiDX

- These steps are only for districts that are using a system that pulls data from the MiDX. You will be asked to do so by the vendor if you are using a system that requires this configuration. MiREAD, MiEWIMS, etc.
- ONLY run after all data has been published from SIS
- [Link to Directions](#)

# SSO Certs

Ensure your district users are able to access critical systems at the start of school.

MICIP, MiREAD, MiStrategy Bank, Xello and other systems all rely on the federated authentication between their application and the MiDataHub SSO.

Please verify your SSO cert is current by reviewing the expiration date in your federation. You can review this by navigating to Utilities > District Federation in the Michigan DataHub cockpit.

The MiDataHub team has several informational handouts on the SSO federation found on the [SSO product catalog entry page](#). A few documents below will help you validate and ensure your cert is up to date and shared with our team.

- [Directions for Expired Google Certificate](#)
- [Azure Certificate Update Instructions](#)

If you have any questions please reach out to us by placing a support ticket at [www.miservicedesk.com](http://www.miservicedesk.com)

MiDataHub Login

Sign in with one of these accounts

Search for provider...


Showing 890 of 890



MiDataHub Login



Academic and Career Education Acar



# Benchmark Assessment Legislation

- No word yet for 2025-26, keep an eye out for further communication.
- Updates on this work will be shared in the MDE Spotlight; MiDataHub Newsletter. Steps you can take to ensure you are prepared:
- Verify your benchmark assessment system is configured in the MiDataHub cockpit.
  - [NWEA](#)
  - [i-Ready](#)
  - [Star](#)
  - [DRC](#)
- Ensure you are rostering assessment system with the UIC
- After testing has started in your district, please visit the Features Dashboard for Benchmark Assessment to verify the requirements as they were in previous years have been completed.



# 23G Reporting

- Cohorts need to be published for 2025-2026 before end of 2025-2026 school year
- Establish integration with High Impact Tutoring vendors
- Run the Feature for 23g if you will be reporting data for the 2025-26 school year to verify all your data has been received

# Staying Connected

# DataHub Support Specialists

- Typically ISD level individuals supporting technologies including (but not limited to:)
  - Student Information Systems
  - MSDS
  - Data Reporting
  - Educational Technology Data systems
  - And more
- Support and promote MiDataHub functionality throughout support consortium
- 50+ across 37 **counties**
- Developing a visual to show ISD/Districts covered by DHSS
- Monthly meeting with MiDataHub team
- Identified in your MiDataHub cockpit as a Data Hub Support Specialist
- Feel free to work directly with the Data Hub Support Specialist

# Website & Newsletter

## Website

### Trainings + Documentation

**MICHIGAN DataHub**

What is MDataHub? Who Benefits? Product Catalog Support Documentation MDATAHUB CONFERENCE

Log In | MLaunchPad Log In | Basecamp Search

Communication  
Data Validation Queries  
Development Updates  
Monthly Support Call  
Schedule  
Resources  
Status  
Trainings  
Vendor Resources

**Turning Data Schools Have Into Information Schools Use**

Our Vision is to streamline the use of educational information statewide, through common data and common solutions allowing districts to turn data you have into information you can use.

[WATCH VIDEO](#)

## Newsletter

### Updated Twice Monthly

**MICHIGAN DataHub**

April 2024  
**Management Portal**

The MDataHub is working hard to get partner vendors into the Vendor Management Portal (think of it as a vendor cockpit). This portal provides them the secure means to access key and secret data for the integrations that each of you has helped configure for your districts. Within the Cognito API Integrations is a feature to allow sharing of credentials with the management portal which was added and therefore may need to be activated by the MDataHub Team for older integrations as well as authorized by the districts. As we work through activating the credential sharing feature, we will be sure to notify you when you are able to complete this task for your API Integrations.

**Student Information System Status Calls**

The MDataHub team facilitates monthly 30-minute meetings with all 5 Student Information System (SIS) partners that are using the Ed-Fi API to publish data to MDataHub in Michigan. These short meetings provide an opportunity for you to ask MDataHub-related questions of both the SIS partner and MDataHub team, share any lessons learned with others, address any issues your district might be experiencing with the integration, and lastly a forum for the SIS partner to share any

# Support Channels

---



MiServiceDesk

Issues or Service Requests

[www.miservicedesk.com](http://www.miservicedesk.com)



SIS Calls | MSDS | Workgroups

login link on [www.midatahub.org](http://www.midatahub.org)

# Thank you!